

COLLECTION
2020 - 2021

HYBRID VINYL



**QUICK-STEP**
FLOOR DESIGNERS

Discover	3	Pulse Hybrid	3
		Three key reasons why Pulse Hybrid suits your needs	6

Collection	7	Choose your Pulse Hybrid floor	7
------------	---	--------------------------------	---

Installation	10	Easy installation	11
		Finish in style	12
		Worry-free maintenance	14
		Setting the stage for sustainability	14



Pulse Hybrid

Rigid vinyl high performance floors

The decision of which floor to choose for your home is an important one that should balance aesthetic with performance. Whether it is a new-build, or you are renovating your home, it is important to take time and get to know the different flooring options available. When it comes to style and practicality, a hybrid vinyl floor is a very attractive option.

Hybrid, also known as Rigid, is a new entrant to the hard flooring market and is growing in popularity due to its many intrinsic benefits. Hybrid planks perform extremely well, being completely waterproof and extremely resilient to wear and impact.



Too many options to choose from?

Not sure which floor is your absolute favourite? The new and improved RoomViewer helps you make your choice. Try out your options on www.quick-step.com.au



Strong, silent elegance

“The secret of Quick-Step Hybrid Vinyl flooring is that it effortlessly combines beauty and performance. It’s also a true pleasure to walk on.”

CHRISTOPHE NAEYAERT, VINYL INDUSTRIAL MANAGER AT QUICK-STEP



HPUCP40167

Unlike typical vinyl floors Pulse Hybrid features superior dimensional stability, meaning no lifting of the floor on spots where the local temperature is higher than the average floor temperature.

HOW QUICK-STEP® CONQUERED VINYL

“In 2013, after decades of experience with laminate and timber flooring, Quick-Step finally ventured into the world of vinyl. It wasn’t a straightforward decision: over the years, we had built up a reputation for excellence in all other flooring categories, so anything less than a superior product would be considered a failure. Our aim was to come up with the best hybrid vinyl floor on the market. The stakes were very high.”



Christophe Naeyaert, Vinyl Industrial Manager at Quick-Step

**“OUR EXPERIENCE IN LAMINATE
AND TIMBER FLOORING ALLOWED
US TO CREATE THE MOST
NATURE-INSPIRED VINYL FLOORS
ON THE MARKET.”**

CHRISTOPHE NAEYAERT

PERFECTING THE LOOK AND FEEL

“Our first priority was the look. We wanted to use our experience in laminate and timber flooring to create the most beautiful, nature-inspired vinyl floors on the market. Our in-house design team came up with a collection of natural-looking timber and stone designs, each with its own authentic character. Thanks to the extra-matt finish, they are virtually indistinguishable from real timber flooring. And our carefully perfected bevels and structures ensure that they feel as real as they look.”

A PLEASURE TO WALK ON

“Talking about getting that feel right: apart from looks, the Quick-Step team went to tremendous lengths to make our hybrid vinyl flooring as comfortable as possible. We wanted people to treasure that feeling of walking barefoot across a warm, soft floor in the morning – coffee in hand. At the same time, we were on a mission to avoid that annoying ticking noise that many existing floors make when someone in heels walks over them. I can confidently say we accomplished both goals.”

A WORRY-FREE FLOOR

“But comfort is more than just a nice feeling. It also means not having to worry about your floor getting stained or scratched, or about moisture seeping in. That’s why we added a sealed top layer featuring our patented Stain and Scratch Guard technology, which offers superior protection from scratches, stains, dirt and scuff marks. Moreover, the floors are waterproof. Not only does this make Quick-Step Hybrid Vinyl super easy to clean, it also makes it the floor of choice for every room, even bathrooms and kitchens.”

THE OBVIOUS CHOICE FOR RENOVATIONS

“Vinyl flooring has always been a safe choice in renovations. With Quick-Step Hybrid Vinyl, we wanted to offer even more great reasons to include vinyl floors in your dream house. That’s why our Hybrid Vinyl floors are equipped with an easy installation system. The thickness of Pulse Hybrid Vinyl means a “renovation friendly” floor, that can more often be installed over existing flooring.”

Three key reasons why Pulse Hybrid is the best in its' class

Nowadays, Hybrid flooring is the preferred choice for interior decorators and homeowners. The intrinsic benefits of a Hybrid floor mean that they are well suited to wet areas, are quiet and comfortable to walk on and relatively forgiving of imperfect sub-floors. Not surprising, Quick-Step Pulse Hybrid extends these natural benefits to deliver a floor that surpasses all others.



1. Waterproof surface

While every Hybrid flooring plank is waterproof, Quick-Step Pulse Hybrid also delivers watertight joints. There is little value in a waterproof plank if the joining system allows water to access the sub-floor, causing mould to form.

Quick-Step Pulse Hybrid features the industry's best click system 'Uniclic' and is treated with our water-repellent technology to deliver a fully waterproof floor ... core, surface and joints.

For details on a fully waterproof floor follow the installation instructions and refer to accessories on p. 12.

2. Authenticity

Pulse Hybrid needs to be seen up close to appreciate its impeccable design, feature-rich texture and trueness to nature qualities. Being the only Hybrid floor meticulously created in Belgium, Pulse Hybrid really stands out from the crowd with its' genuine bevel edges and matching-embossed surface structure.



3. Resilience

The Quick-Step R&D team have not only perfected the make-up of the Hybrid core, together with revolutionary Stain Guard, Scratch Guard and Hydroseal protective treatments, Pulse Hybrid promises optimal resistance to wear, scratches, dirt, scuff marks and stains.

Choose your Pulse Hybrid floor



HPUCP40098

Pulse Hybrid

Dimensions:

149.4 x 20.9 cm

Thickness:

6 mm

Pack:

6 planks = 1.873 m²

Class:

33/AC5

Bevels:

4 genuine bevels

Warranty:

25 years residential wear warranty

Installation:



Treatment



GENUINE BEVEL

The genuine bevel fits the character of the floor perfectly. The colour and design of the plank are visible throughout the bevel.



WARRANTY

For more information about warranty, go to www.quick-step.com.au

Pulse Hybrid

SIZE

149.4 x 20.9cm x 6mm

4 GENUINE BEVELS 



SEA BREEZE OAK LIGHT

HPUCP40079

Matching Scotia	TIVSCOT907
Matching Incizo	QSVINCP40079
Matching Stair Nose	PSN40079



PURE OAK BLUSH

HPUCP40097

Matching Scotia	TIVSCOT20180
Matching Incizo	QSVINCP40097
Matching Stair Nose	PSN40097



COTTON OAK BEIGE

HPUCP40103

Matching Scotia	TIVSCOT907
Matching Incizo	QSVINCP40103
Matching Stair Nose	PSN40103



SEA BREEZE OAK NATURAL

HPUCP40081

Matching Scotia	TIVSCOT20180
Matching Incizo	QSVINCP40081
Matching Stair Nose	PSN40081



PURE OAK HONEY

HPUCP40098

Matching Scotia	TIVSCOT20169
Matching Incizo	QSVINCP40098
Matching Stair Nose	PSN40098



COTTON OAK WARM GREY

HPUCP40105

Matching Scotia	TIVSCOT942
Matching Incizo	QSVINCP40105
Matching Stair Nose	PSN40105



A special Quick-Step surface with Stain Guard and Scratch Guard technology was designed to withstand almost anything an active life throws at it. Washable and very durable, it's perfect for kitchens, bedrooms, or anywhere scratches and stains are an issue. The combination of Scratch Guard and Stain Guard means that dirt does not stand a chance.

HPUCP40168



URBAN BLACKBUTT

HPUCP40167

Matching Scotia TIVSCOT20035

Matching Incizo QSVINCP40167

Matching Stair Nose PSN40167



COTTON OAK GREY WITH SAW CUTS

HPUCP40106

Matching Scotia TIVSCOT942

Matching Incizo QSVINCP40106

Matching Stair Nose PSN40106



WILD SPOTTED GUM

HPUCP40168

Matching Scotia TIVSCOT20169

Matching Incizo QSVINCP40168

Matching Stair Nose PSN40168



AUTUMN OAK BROWN

HPUCP40090

Matching Scotia TIVSCOT1042

Matching Incizo QSVINCP40090

Matching Stair Nose PSN40090



EVERYTHING YOU NEED
FOR A PERFECT FLOORING EXPERIENCE

Easy installation

Installation tool



INSTALLATION SET

Tapping block and pull bar: to easily click planks together in hard-to-reach places.

Spacers: to provide an expansion joint between vertical surfaces and floor.

For a flawless installation consult the installation instructions on www.quick-step.com.au

Finish in style

Scotia



SCOTIA

240 x 1.5 x 1.5 cm
Installation method: Glue and or pin

Use in combination with the PE Foamstrip, Hydrokit and Hydrostrip for a 100% waterproof finish.



FLEXIBLE PAINTABLE SKIRTING

700 x 1.4 x 4cm
Installation method: Glue

A beautiful finish for round pillars or curved walls. Made out of supple and durable foam. Available in convenient 7m long rolls. Use a good contact glue or a permanent construction adhesive.


Tools for a waterproof finish



PE FOAMSTRIP

15 m x 8 mm x 5 mm

Fill up expansion joints with the PE Foamstrip with adhesive backing.



HYDROKIT

310 ml

Transparent silicone for an invisible and waterproof skirting, profile and joint finish.
Average usage: 1 tube per 15m.

Profiles

Incizo® profile: 1 profile, 4 applications

Quick-Step's Incizo® profile is a multifunctional finishing tool that can be used to finish your floor in matching colours. Simply cut the Incizo® basic profile to the desired shape with the supplied Incizo® knife.

INCIZO® PROFILE

200 x 4.5 x 0.8 cm

Contents: 1 Incizo® profile, 1 Incizo® knife, 1 plastic rail.

APPLICATION 1

Connect two floors of different heights.



APPLICATION 2

Connect two floors of the same height.



APPLICATION 3

Cut the profile in half to finish your floor along walls or windows and cover twice the distance with a single profile.

**APPLICATION 4**

Create a nice transition between your Pulse Hybrid floor and other flooring types or finish along sliding windows.

**STAIR NOSE**

1500 x 110 x 36mm
Matching 'custom look' stair nose to finish stairs beautifully.



Worry-free maintenance

EASY MAINTENANCE FOR MAXIMUM VALUE

Quick-Step cleaning products are specifically developed for our floors. They cleanse the surface thoroughly and safeguard its original appearance to maximise that 'new floor' experience.

For detailed maintenance instructions, visit www.quick-step.com.au

Maintenance



QUICK-STEP CLEANING KIT

Fast and easy maintenance of your floor is achievable with the ergonomic spray mop with its' microfibre cleaning pad. Complete with 1 litre of Quick-Step Clean, it's the only way to keep your Quick-Step Floor looking it's very best.




QUICK-STEP CLEAN 1L

The perfect formula to ensure your Quick-Step floor is cleaned quickly and easily. Available in a 1 litre bottle.



QUICK-STEP MICROFIBRE CLEANING PAD

Perfect for dry or damp maintenance, Quick-Step replacement microfibre cleaning pads make cleaning a breeze and are machine washable.



REPAIR KIT

Accidents causing indentations, gauges or other surface damage can be repaired discreetly using Quick-Step's wax repair kit. See quick-step.com.au for our colour matching chart.

Setting the stage for sustainability

Everyday, UNILIN – the company behind Quick-Step – pushes the boundaries of what it means to be a flooring brand. Apart from making our floors as beautiful and enduring as possible, we also strive to make them as sustainable as possible, and to minimise our ecological impact in every way we can. Just like you, we are convinced that a world of beauty is a world where we respect and treasure our natural resources.

This means we're not just mindful of how we source our raw materials, but also how we provide energy for production. In many UNILIN factories, end-of-life timber waste is the primary energy source.

A SOFT SPOT FOR NATURE

Quick-Step Pulse Hybrid flooring isn't just a pleasure to walk on – it also has a soft spot for nature. Therefore, all internal waste is re-used and we aim to use energy from renewable sources as much as possible. Furthermore, because every floor is completely free of toxic plasticizers, you can breathe easily in the comfort that you've made an excellent choice.

**M1**

The lowest possible emission class, indicating that our floors don't emit any toxic substances and thus require no extra ventilation. It also means our products are odour-free.

**LEED**

Globally applied building classification programme for low-emission products.

**A+**

Best accreditation for indoor air quality.

**A MEMBER OF THE MMFA**

The Multilayer Modular Flooring Association is the leading organization of flooring manufacturers and their suppliers in Europe.

**FLOORSCORE**

SCS certification program that demonstrates the floor's conformity with the requirements for low-emission products.

NEW TECHNOLOGY

ANTIMICROBIAL SURFACE

By adding a new antimicrobial technology to our top layer, bacteria no longer stands a chance. This addition, combined with regular floor maintenance, ensures the demise of any bacteria within 24 hours (more info: www.quick-step.com.au). This way, our floors provide even better protection for your living environment.

ISO 22196:2011



Too many options to choose from?

Not sure which floor is your absolute favourite? The RoomViewer helps you make your choice. Try out your options on www.quick-step.com.au



Choose a Quick-Step® Master Installer


Once you have chosen the perfect Quick-Step floor, your installation is the next important step. Choose a Quick-Step Master Installer who will install your floor to the highest standard and with the necessary attention to detail it deserves. Even more, the Quick-Step Master Installers offer a lifetime installation warranty on any Quick-Step floor installed. Ask your local dealer for more information.



Quick-Step® is brought to you by Premium Floors Australia

New South Wales	Tel.: (02) 9982 3777
Victoria & Tasmania	Tel.: (03) 9798 0808
Queensland	Tel.: (07) 3273 3111
South Australia & Northern Territory	Tel.: (08) 8262 8666
Western Australia	Tel.: (08) 9240 1966
Commercial Division	Tel.: (03) 9798 0808

Your Quick • Step® point of sale



Quick • Step® is a quality product produced by UNILIN bvba – division Flooring, Ooigemstraat 3, B-8710 Wielsbeke, Belgium, Europe. Product images may differ from actual product. The availability of products, or the products themselves, may change at any time without notice. Content © 2020-2021 by UNILIN bvba – division Flooring. All rights reserved. The contents of this brochure may not be reproduced in whole or in part without prior written permission from the publisher.

Cover photo: HPUCP40081

FOLLOW US ON

www.facebook.com/QuickStepFloors

www.youtube.com/quickstepfloor

www.pinterest.com/quickstepfloor

[@QuickStepFloor](https://twitter.com/QuickStepFloor)