

COLLECTION
2020 - 2021

TIMBER




QUICK-STEP®
FLOOR DESIGNERS



Get inspired	8	Outside beauty perfected for inside performance	8
--------------	---	---	---

Discover	11	Beauty comes in all sizes	10
		Details make all the difference	12
		Choose your Timber floor	16

Collection	25	Readyflor XL	20
		Readyflor	21
		Palazzo	24
		Variano	26
		Intenso	27
		Compact	28

Installation	30	Easy installation	30
		Finish in style	32
		Keep your floor in top condition	36
		Setting the stage for sustainability	38

Outside beauty perfected for inside performance

“Quick-Step sets a new standard for timber floors by combining natural, authentic beauty and next-level performance. The result is a floor designed to be admired and enjoyed for life.”

JOYCE VAN WAELEGHEM, CHIEF DESIGNER AT QUICK-STEP





Joyce Van Waelegem, Chief designer at Quick-step

BRINGING NATURE HOME

“More than ever, home is the place where we can unwind and be ourselves. By bringing nature into our homes – in the form of plants and other materials like wood and stone – we can create a stress-free and tranquil atmosphere. More and more, we strive to dissolve the boundaries between the inside and outside.”

AUTHENTICITY, IMPROVED

“When it comes to adding a touch of nature to your home, nothing beats a timber floor. Because every plank is unique, the sense of authenticity is immediately apparent. On top of that, a timber floor is a smart investment; it immediately increases the value of your property. To make the natural beauty of our floors stand out even more, Quick-Step combines unique colour tones and finishes with specific gloss levels. Intense, warm tones are enhanced with soft but clearly present textures to further liven up your floor.”



**“A QUICK-STEP TIMBER FLOOR COMBINES
NATURAL BEAUTY WITH NEXT-LEVEL
PERFORMANCE AND INCREASES THE VALUE OF
YOUR PROPERTY.”**

“IF YOU’RE OPTING FOR A TIMBER FLOOR, YOU’LL WANT TO RETAIN ITS AUTHENTIC BEAUTY FOR AS LONG AS YOU CAN. TIMBER FLOORS FROM QUICK-STEP HAVE BEEN DESIGNED WITH EXACTLY THIS IN MIND, AND WITH THE AIM OF CREATING WARMTH IN THE HOME FOR MANY YEARS OF ENJOYMENT WITHOUT WORRY.”



Timber **without** Surface & Edge Protect+ technology



Timber **with** Surface & Edge Protect+ technology



MAXIMUM PLEASURE, EASY MAINTENANCE

All Quick-Step timber floors are finished with an advanced lacquer to give your floor added resistance to wear, marks and scratches. The water-repellent Protect+ technology also helps to prevent water, dirt and grime from being trapped in the open grain or penetrating between the joints of your floor. This helps to keep the planks looking as good as new. Thanks to the unique combination of this technology and our authentic floor designs, you will be able to enjoy your floor’s beauty for years to come.



**“NOW, YOU CAN HAVE AN AUTHENTIC
TIMBER FLOOR WITHOUT MANY OF THE
CONCERNS THAT COME WITH IT.”**



WORRY-FREE AUTHENTICITY

“Nowadays, timber floors with distinct, four-sided bevels, matt finishes and pronounced textures and pores are becoming more popular. However, these floors are also much more sensitive to dirt and stains. That’s why we developed a solution.”

“Matt finishes, deep textures and structures make it difficult to protect all the pores, small cracks and other structures in the wood. This causes moisture to be absorbed and fine dirt and dust particles to get trapped in the texture. Over time, these particles can make your floor look dirty – even after cleaning. Another well-known issue is water or other liquids soaking through the edges of the planks. This results in a stain that can eventually turn black and even mouldy when left uncared for. When that happens, the only option is to resurface or even replace the floor, which takes time and is expensive.”

“To prevent this from happening, we developed a new lacquer technology that keeps your floor looking beautifully natural. This improved protection lets you remove dirt and moisture faster and easier than ever and makes sure it doesn’t seep into the wood. This means a floor that will look great for years to come. With this technological improvement, Quick-Step sets a new standard in timber flooring. Now, you can have an authentic timber floor without any of the concerns that come with it.”





Readyflor XL
220 x 18.6cm



Readyflor 1 strip
243 x 13.4cm



Readyflor 1 strip
243 x 14.5cm



Readyflor 2 strip
220 x 18.6cm



Readyflor 3 strip
220 x 19cm



Palazzo
220 x 19cm



Variano
220 x 19cm



Compact
182 x 13cm



Compact
182 x 14.5cm



Intenso
105x 31cm




BEAUTY COMES IN MANY SIZES

Details make all the difference


The beauty of nature lies in its variety and detail, and that is exactly what the Quick-Step Timber range offers as well. By choosing Quick-Step, you're inviting nature into your home to create a unique, authentic look. Thanks to our highly resistant lacquered floors, you'll be able to enjoy your timber floor for years to come, without having to worry.

Types of wood



Blackbutt

Blackbutt is an Australian hardwood with excellent hardness. It may contain prominent gum veins, insect marks as well as some fine surface cracks. Not recommended with heated subfloors



Tasmanian Oak

Tasmanian Oak is a blend of pink/straw coloured hardwood species of moderate hardness from Tasmania. Some small surface splits or surface checks are an occasional characteristic of Tasmanian Oak.



Spotted Gum

Spotted Gum is an Australian hardwood with wide colour variation and excellent hardness. It may contain some fine surface cracks. This wood species is not recommended with heated subfloors.



Sydney Blue Gum

Sydney Blue Gum is an Australian hardwood with wide colour variation and moderate hardness. This wood species often contains a variety of dark borer marks and trails.




Jarrah

Jarrah is a very durable hardwood from WA, which ranges in colour from pale pink/grey to deep reds. It will darken, turning a deeper red and more uniform in colour.



Oak

European Oak is extremely popular and ranges in colour from pale straw to mid brown. Knots and medullary rays are a real feature of this stunning hardwood.



Merbau

Merbau is a reddish brown hardwood of excellent durability from South East Asia. It often contains a small yellowish fleck in the grain.

*Hardness Janka rating

The rating is a measure of the resistance of the wood to indentation. The higher the number, the more indentation resistant the timber.

Grading


All Australia wood varieties are graded as per AS2796 Standard and better. This grade includes knots, gum veins, fine cracks and other natural features of Australian Eucalypts. For oak our grading system sorts our floors into three different categories: nature, marquant and vibrant.

Although each plank is unique, it gives you an idea of the overall look of your floor.



NATURE

Small knots for a subtle look.

Colour variation 

Knots - EN1310 

Cracks 



MARQUANT

More pronounced knots for a rustic appearance.

Colour variation 

Knots - EN1310 

Cracks 




VIBRANT

Large knots and cracks, for a floor with character.

Colour variation 

Knots - EN1310 

Cracks 

Treatment

Craftsmanship allows us to add extra texture to our timber floors and create a wide range of styles.

(DEEP) BRUSHED

Brushing accentuates the natural grain structure of the wood plank and adds depth.



RECLAIMED LOOK

Some of our pattern floors have a reclaimed look marked by handsanded surfaces with subtle saw cuts, height differences and gaps.



NATURAL KNOTS

Knots are a natural part of wood and emphasize its liveliness. By incorporating knots with a subtle sunken surface, we accentuate the authentic look of our floors, creating more depth as well as an aged look.



DESIGN COLOURS

By using different treatment techniques such as fuming and reactive staining, each plank has an intense and unique colour.



SAW CUTS

Random saw marks show craftsmanship and character of the timber planks.



TIMEWORN

A soft hand-scraped surface, creates contoured boards and bevels for a time worn look and feel.





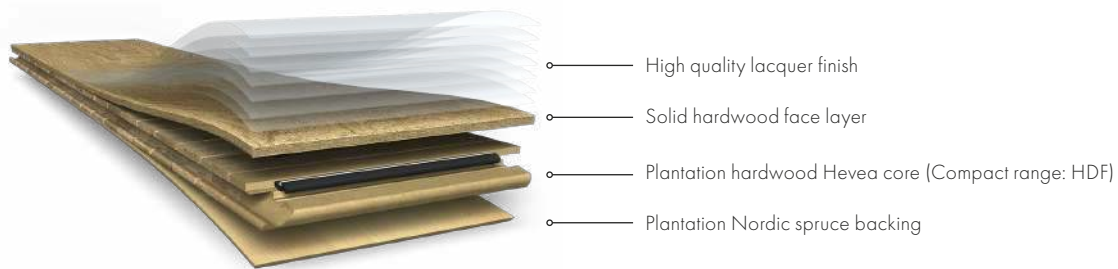
Finishing

All Quick-Step Timber floors are prefinished, which means no oiling or lacquering is needed right after installation. "The protection ensures your floor will still look beautiful after years of use.

LACQUERED TIMBER

Quick-Step's high quality lacquer ensures superior protection from dirt and wear, keeping your floor looking better for longer.

Extra matt finish	
Matt finish	
Low sheen	
Gloss	



There is no substitute for quality



When looking at any pre-finished timber floor it is important to pay serious attention to the wear resistance of the coatings used. After all, it is the coating that will afford protection to the timber surface of your floor and the better the quality of the finish used, the longer your floor will look its very best.

Wear resistance, or abrasion resistance, is tested using a taber abrasion machine that simulates day to day wear of the coating system. Taber testing is universally recognised as the best testing method to evaluate the wear performance of a floor covering. In essence, the better the abrasion resistance, the longer your floor will hold its initial gloss level and the longer the coating will last before wearing through to raw timber.

Most competitors use a standard "off the shelf" finish that wears reasonably well, but that's simply not good enough for the designers at Quick-Step.

SRT Finish is a specifically formulated, high performance lacquer that has been developed in Europe and used on all lacquered Quick-Step Timber floors. Laboratory tests clearly demonstrate that Quick-Step's SRT Finish outperforms the competitors, ensuring that when you choose a Quick-Step floor, you are selecting a timber floor with only the best available pre-finished coatings available. What's more, SRT is able to be re-coated using a wide selection of local finishes, meaning trouble free maintenance when it comes time to replenish the coated surface of your floor in years to come.

Choose your Timber floor



Readyflor XL

Long & extra wide Australian timber planks with timeworn surface.

Grading per AS2796 standard and better.

Up to 4 shorter boards per pack.

Dimensions:

220 x 18.6 cm



Thickness:

14 mm

Pack:

6 planks = 2.455m² (up to 4 shorter boards per pack)

Bevels:

4 ~

Warranty:

Lifetime & 25 year wear warranty*

Build-up:



Click system:



Readyflor 1 strip

Stunning floors made from some of the world's finest hardwoods.

Grading per AS2796 standard and better.

Up to 6 shorter boards per pack.

Dimensions:

243 x 13.4 (14.5) cm

Australian species

International species

Thickness:

14 mm

Pack:

5 planks = 1.628 (1.762)m² (up to 6 shorter boards per pack)

Bevels:

0 ~

Warranty:

Lifetime & 25 year wear warranty*

Build-up:



Click system:



Readyflor 2 strip

Stunning floors in a two strip design made from some of the world's finest hardwoods.

Grading per AS2796 standard and better.

Dimensions:

220 x 18.6 cm



Thickness:

14 mm

Pack:

6 planks = 2.455 m²

Bevels:

0 ~

Warranty:

Lifetime & 25 year wear warranty*

Build-up:



Click system:



* Conditions: www.quick-step.com.au



PAL3842H

Readyflor 3 strip

Stunning floors made from some of the world's finest hardwoods.

Grading per AS2796 standard and better

Dimensions:

220 x 19 cm



Thickness:

14 mm

Pack:

6 planks = 2.508 m²

Bevels:

0

Warranty:

Lifetime & 25 year wear warranty*

Build-up:



Click system:



Palazzo

A wide plank that adds warmth and character to any room.

Up to 4 shorter boards per pack.

Dimensions:

220 x 19 cm



Thickness:

14 mm

Pack:

6 planks = 2.508 m²

Bevels:

2 / 4

Warranty:

Lifetime & 25 year wear warranty*

Build-up:



Click system:



Compact

Due to its high-density fibre core and relative thinness, this is the ideal floor for renovation projects, particularly if underfloor heating is involved.

Up to 6 shorter boards per pack.

Dimensions:

182 x 13 (14.5) cm

Australian species

Oak

Thickness:

12.5 mm

Pack:

6 planks = 1.419 (1.583) m² (up to 6 shorter boards per pack)

Bevels:

2 / 4

Warranty:

25 years & 25 year wear warranty*

Build-up:



Click system:





INT4598

Variano

Worn edges that create subtle height differences, cracked knots, saw cut structures and variation in colour and dimension give this floor a unique, reclaimed character.

Dimensions:

220 x 19 cm



Thickness:

14 mm

Pack:

6 planks = 2.508 m² *

Bevels:

0

Warranty:

Lifetime & 25 year wear warranty*

Build-up:



Click system:



Intenso

The dynamic and eye-catching, non aligned chevron pattern is back in style – and easier and faster to install than ever. This collection embraces worn edges and cracked knots, giving the floor an aged look.

Dimensions:

105 x 31 cm



Thickness:

14 mm

Pack:

4 planks = 1.302 m² (2 left and 2 right in one box)

Bevels:

0

Warranty:

25 years & 25 year wear warranty*

Build-up:



Click system:



Please note: Many 1 strip products feature shorter boards. At Quick-Step, we know that when you want a stunning 1 strip floor, you don't want it full of short boards, that's why we have produced longer boards than almost every other brand, to give you the look you want. Our balance of short boards adds authenticity to your floor. This costs a little more, but looks so much better. Another great reason to buy a Quick-Step floor.

TIMBER COLLECTION 2020

Readyflor XL

SIZE

220 x 18.6 cm x 14 mm

The widest & longest Australian timber planks with a timeworn contoured surface



4 BEVELS ~



MATT BRUSHED BLACKBUTT 1 STRIP

RFXL3847H



Matching Scotia	QQSWSCOT01865
Matching Incizo	QSWINCP01865



MATT BRUSHED SPOTTED GUM 1 STRIP

RFXL3848H



Matching Scotia	QSWSCOT01866
Matching Incizo	QSWINCP01866

Let us guide you to the perfect floor

ENTER THE ROOMVIEWER

With so many flooring options to choose from, making the right decision can be a challenge. With our online Roomviewer, we'll guide you to a selection of floors that match your personal needs and style in just a few steps. Give it a try!

www.quick-step.com.au

RFXL3847H

Readyflor 1 strip

SIZE

243 x 13.4 (Merbau 14.5)cm x 14 mm

Stunning floors made from some of the world's finest hardwoods.

0 BEVELS



TASMANIAN OAK 1 STRIP

RFS4602H



Matching Scotia QSWSCOT01874
Matching Incizo QSWINCP01874



BLACKBUTT 1 STRIP

RFS4600H



Matching Scotia QSWSCOT01871
Matching Incizo QSWINCP01871



MATT BRUSHED BLACKBUTT 1 STRIP

RFS4605H



Matching Scotia QSWSCOT01865
Matching Incizo QSWINCP01865



SPOTTED GUM 1 STRIP

RFS4601H



Matching Scotia QSWSCOT01872
Matching Incizo QSWINCP01872



MATT BRUSHED SPOTTED GUM 1 STRIP

RFS4606H



Matching Scotia QSWSCOT01865
Matching Incizo QSWINCP01865



SYDNEY BLUE GUM 1 STRIP

RFS4604H



Matching Scotia QSWSCOT01875
Matching Incizo QSWINCP01875



MERBAU 1 STRIP

RFS4599H



Matching Scotia QSWSCOT01357
Matching Incizo QSWINCP01357



JARRAH 1 STRIP

RFS4603H



Matching Scotia QSWSCOT01873
Matching Incizo QSWINCP01873

Readyflor 2 strip

SIZE

220 x 18.6 cm x 14 mm

Stunning floors in a two strip design made from some of the world's finest hardwoods.

0 BEVELS 



TASMANIAN OAK 2 STRIP

RFD4602H



Matching Scotia QSWSCOT01874
Matching Incizo QSWINCP01874



BLACKBUTT 2 STRIP

RFD4600H



Matching Scotia QSWSCOT01871
Matching Incizo QSWINCP01871



MATT BRUSHED BLACKBUTT 2 STRIP

RFD4605H



Matching Scotia QSWSCOT01865
Matching Incizo QSWINCP01865



SPOTTED GUM 2 STRIP

RFD4601H



Matching Scotia QSWSCOT01872
Matching Incizo QSWINCP01872



MATT BRUSHED SPOTTED GUM 2 STRIP

RFD4606H



Matching Scotia QSWSCOT01865
Matching Incizo QSWINCP01865



SYDNEY BLUE GUM 2 STRIP

RFD4604H



Matching Scotia QSWSCOT01875
Matching Incizo QSWINCP01875



MERBAU 2 STRIP

RFD4599H



Matching Scotia QSWSCOT01357
Matching Incizo QSWINCP01357



JARRAH 2 STRIP

RFD4603H



Matching Scotia QSWSCOT01873
Matching Incizo QSWINCP01873

Readyflor 3 strip

SIZE

220 x 19 cm x 14 mm

Stunning floors made from some of the world's finest hardwoods.

0 BEVELS 



TASMANIAN OAK 3 STRIP

RFT4602H



Matching Scotia QSWSCOT01874
Matching Incizo QSWINCP01874



BLACKBUTT 3 STRIP

RFT4600H



Matching Scotia QSWSCOT01871
Matching Incizo QSWINCP01871



SPOTTED GUM 3 STRIP

RFT4601H



Matching Scotia QSWSCOT01872
Matching Incizo QSWINCP01872



SYDNEY BLUE GUM 3 STRIP

RFT4604H



Matching Scotia QSWSCOT01875
Matching Incizo QSWINCP01875



MERBAU 3 STRIP

RFT4599H



Matching Scotia QSWSCOT01357
Matching Incizo QSWINCP01357



JARRAH 3 STRIP

RFT4603H



Matching Scotia QSWSCOT01873
Matching Incizo QSWINCP01873

Palazzo

SIZE

220 x 19 cm x 14 mm

A wide plank that adds warmth and character to any room.

4 BEVELS 



FROZEN OAK EXTRA MATT

PAL3562H	VIBRANT
	
Matching Scotia	QSWSCOT03562
Matching Incizo	QSWINCP03562



VINTAGE OAK MATT

PAL1344H	MARQUANT
	
Matching Scotia	QSWSCOT01344
Matching Incizo	QSWINCP01344



WINTER STORM OAK EXTRA MATT

PAL3842H	VIBRANT
	
Matching Scotia	QSWSCOT03842
Matching Incizo	QSWINCP03842



METALLIC OAK EXTRA MATT

PAL4118H	VIBRANT
	
Matching Scotia	QSWSCOT04118
Matching Incizo	QSWINCP04118



CLAY BROWN OAK EXTRA MATT

PAL4117H	VIBRANT
	
Matching Scotia	QSWSCOT04117
Matching Incizo	QSWINCP04117



MOCCA OAK MATT

PAL1348H	MARQUANT
	
Matching Scotia	QSWSCOT01348
Matching Incizo	QSWINCP01348

See p. 15 for more information about the timeworn look

2 BEVELS 



PURE OAK MATT

PAL1341H	NATURE
	
Matching Scotia	QSWSCOT01341
Matching Incizo	QSWINCP01341



FOSSIL OAK MATT

PAL1342H	NATURE
	
Matching Scotia	QSWSCOT01342
Matching Incizo	QSWINCP01342



LIMED GREY OAK MATT

PAL1345H	MARQUANT
 	
Matching Scotia	QSWSCOT01345
Matching Incizo	QSWINCP01345



OLD GREY OAK MATT

PAL1346H	MARQUANT
 	
Matching Scotia	QSWSCOT01346
Matching Incizo	QSWINCP01346



PAL3562H

Find the floor that matches your personal needs and style with our FloorExplorer at www.quick-step.com.au

Treatment:  Brushed  Deep brushed  Saw cuts  Timeworn  Natural knots  Reclaimed look  Design colours

Finishing:  Extra matt  Matt  Low sheen  Gloss | Bevels:   

Variano

SIZE

220 x 19 cm x 14 mm

Worn edges that create subtle height differences, cracked knots, saw cut structures and variation in colour and dimension give this floor a unique, reclaimed character.

0 BEVELS



PAINTED WHITE OAK EXTRA MATT

VAR3445H	MARQUANT
Matching Scotia	QSWSCOT01629
Matching Incizo	QSWINCP01629



CHAMPAGNE BRUT OAK EXTRA MATT

VAR3446H	MARQUANT
Matching Scotia	QSWSCOT01630
Matching Incizo	QSWINCP01630



ROYAL GREY OAK OILED

VAR3447H	MARQUANT
Matching Scotia	QSWSCOT01631
Matching Incizo	QSWINCP01631



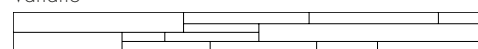
ESPRESSO BLEND OAK EXTRA MATT

VAR3448H	MARQUANT
Matching Scotia	QSWSCOT01632
Matching Incizo	QSWINCP01632



The Variano and Intenso ranges are unique Quick-Step creations. These floors are made up of small wooden boards with different lengths, widths and textures that are hand-picked and manually put together like a puzzle, creating splendid patchwork with a distinct reclaimed look. These small planks ensure every part of the tree is used. At Quick-Step, nothing goes to waste.

Variano



Intenso



Intenso

SIZE

105 x 31 cm x 14 mm

The dynamic and eye-catching chevron pattern is back in style – and easier and faster to install than ever. This collection embraces worn edges and cracked knots, giving the floor an aged look.

0 BEVELS

GRANOLA OAK EXTRA MATT

INT4097	VIBRANT
Matching Scotia	QSWSCOTO1341
Matching Incizo	QSWINCPO1341


MERINO GREY OAK EXTRA MATT

INT4115	VIBRANT
Matching Scotia	QSWSCOTO3842
Matching Incizo	QSWINCPO3842


BLACKBUTT MATT

INT4598	VIBRANT
Matching Scotia	
Matching Incizo	


SPOTTED GUM MATT

INT4597	VIBRANT
Matching Scotia	
Matching Incizo	


SMOKED MOUNTAIN OAK EXTRA MATT

INT4174	VIBRANT
Matching Scotia	QSWSCOTO1866
Matching Incizo	QSWINCPO1866


CHEVY OAK EXTRA MATT

INT4114	VIBRANT
Matching Scotia	QSWSCOTO3846
Matching Incizo	QSWINCPO3846


RAISIN BLACK OAK MATT

INT4116	VIBRANT
Matching Scotia	QSWSCOTO1348
Matching Incizo	QSWINCPO1348

Compact

SIZE

182 x 14.5 cm x 12.5 mm

Due to its high-density fibre core and relative thinness, this is the ideal floor for renovation projects, particularly if underfloor heating is involved.

2 BEVELS 



WINTRY FOREST OAK EXTRA MATT

CCOM3845 **MARQUANT**



Matching Scotia QSWSCOT01340
 Matching Incizo QSWINCP01340



CREAMY WHITE OAK EXTRA MATT

COM3851 **MARQUANT**



Matching Scotia QSWSCOT03098
 Matching Incizo QSWINCP03098



PURE OAK EXTRA MATT

COM3849 **MARQUANT**



Matching Scotia QSWSCOT01341
 Matching Incizo QSWINCP01341



NATURAL OAK EXTRA MATT

COM3844 **MARQUANT**



Matching Scotia QSWSCOT01334
 Matching Incizo QSWINCP01334



CLIFF GREY OAK EXTRA MATT

COM3850 **MARQUANT**



Matching Scotia QSWSCOT03017
 Matching Incizo QSWINCP03017



SLATE GREY OAK EXTRA MATT

COM3846 **MARQUANT**






Matching Scotia QSWSCOT03846
 Matching Incizo QSWINCP03846

SIZE

182 x 13 cm x 12.5 mm




BLACKBUTT

COM3858	AS2796 STANDARD AND BETTER
  	
Matching Scotia	QSWSCOT01865
Matching Incizo	QSWINCP01865



SPOTTED GUM

COM3859	AS2796 STANDARD AND BETTER
  	
Matching Scotia	QSWSCOT01866
Matching Incizo	QSWINCP01866



COM3846

See p. 13 for more information about Vibrant, Nature or Marquant.

Easy installation

Floating or glued down: the choice is yours

When laying your new Quick-Step Timber floor, you can opt for floating or glued-down installation. For floating installation, picking the right underlay is an absolute must, as it will have a major impact on the final look, quality and comfort of your floor. You can also opt for the 'glued-down' method. In that case, all you need is our Quick-Step Parquet Glue.

Quick-Step® underlays

For a floating installation, choosing the right underlay is key. Quick-Step's easy-to-install underlays provide a stable base for the Uniclic® and Uniclic® Multifit systems. They also:

- level the subfloor and smooth out small irregularities;
- provide excellent acoustic insulation and reduce creaking noises;
- are compatible with traditional underfloor heating and/or cooling.



COMBI-LAY STANDARD

Thickness: 2 mm Roll: 20 or 50 m²

Combi-Lay Standard is no normal underlay. The dense, closed cell polyolefin foam provides excellent support, with good reduction of both reflected and impact noise.

- Reflective walking sound ✓✓
- Impact sound ✓✓
- Integrated Damp Proof ✓✓✓✓



QUIET-STEP COMBI-LAY

Thickness: 2 mm Roll: 20 or 50 m²

Quiet-Step Combi-Lay is the first choice where a quiet step sound and maximum reduction in multi-storey noise is required. This high density underlay has no match when it comes to reducing foot fall noise, with a reduction of up to 30% over standard underlays.

- Reflective walking sound ✓✓✓✓
- Impact sound ✓✓✓✓
- Integrated Damp Proof ✓✓✓✓
- Floor heating OK

Glued-down installation

If you prefer a glue-down installation, we suggest using dedicated Quick-Step Parquet Glue for the best results. The benefits of a glued-down floor:


- reflected walking sound is reduced to a minimum;
- maximum adhesion, even in humid conditions;
- allows your floor to breathe and expand with temperature variations;
- maximises your return with floor heating systems.



PARQUET GLUE

16 kg for ±16 m²

Installation tools



INSTALLATION SET

Tapping block: to easily click planks together.
Cramp iron: to click planks together in hard-to-reach places. **Spacers:** to provide an expansion joint (8 to 12 mm) between walls and floor.



HANDSAW

With the help of the Quick-Step hand saw, floors can be fitted perfectly underneath door frames.

Finish in style

Why choose Quick•Step® scotia and profiles?

CLOSELY MATCHING COLOURS

Our skirtings and profiles closely match the colour of every floor.

REAL VENEER SURFACE

An authentic wood experience in the entire room.

QUICK•STEP® WARRANTY

They come with the same warranty as the floors.


Scotia



SCOTIA

240 x 1.7 x 1.7 cm

The veneer timber scotia is perfect for covering expansion gaps along skirting boards.



FLEXIBLE PAINTABLE SKIRTING

700 x 1.4 x 4 cm (to be cut to the desired length)
Installation method: high tack hybrid adhesive

A beautiful finish for round pillars or curved walls.



Profiles

Incizo® profile: 1 profile, 5 applications

Quick-Step's Incizo® profile is a multifunctional finishing tool that can be used to finish your floor and stairs in matching colours. Simply cut the Incizo® basic profile to desired shape with the supplied Incizo® knife.

INCIZO® PROFILE

215 x 5.4 x 1.7 cm

Contents: 1 Incizo® profile, 1 Incizo® knife, 1 plastic rail.


APPLICATION 1

Connect two floors of different heights.



APPLICATION 2

Connect two floors of the same height.



APPLICATION 3

Finish your floor along walls or windows.

**APPLICATION 4**

Create a nice transition between your timber floor and other flooring types.

**APPLICATION 5**

The Incizo® profile also allows you to finish your stairs in the flooring of your choice. For this application you need the Incizo® profile and an aluminium sub-profile.



INCIZO® ALUMINIUM SUB-PROFILE FOR STAIRS

215 x 7.35 x 1.9 cm



Keep your floor in top condition

EASY MAINTENANCE FOR MAXIMUM VALUE

Quick-Step cleaning products are specifically developed for our floors. They cleanse the surface thoroughly and safeguard its original appearance to maximise that 'new floor' experience. No residual layers are left behind. As always, carefully follow the maintenance instructions for best results

For detailed maintenance instructions, visit www.quick-step.com.au

Maintenance



CLEANING PRODUCT 1L

Specially formulated cleaning product for easy and effective cleaning of Quick-Step floors (1000 ml).



CLEANING KIT

Mop holder with water tank and handy lever to easily moisten and mop your floor. Also includes a cleanable microfiber mop and one litre of Quick-Step cleaning product.



CLEANABLE MICROFIBRE MOP

Washable, replacement microfiber pad for the Quick-step spray mop. Please do not wash with fabric softener.



REPAIR KIT

Light damages can easily be repaired in the original colour with the Repair Kit. Simply recreate the colour of your damaged planks with one of the seven wax pieces selected to cover all Quick-Step colours. Check the specific colour combination for your floor on www.quick-step.com.au



Tips to keep your floor in top condition: Placing dirt trapping mats at external entrances and felt floor protectors under all furniture is recommended. Where possible, use rubberised castors and wheels designed for hard flooring and vinyl chair mats under castor wheels and office chairs. Remove small stones and grit with a soft bristle broom or vacuum to help prevent scratching. Quick-Step Timber should also be protected from excessive heat and sunlight. The use of steam mops and stiletto heels should also be avoided at all times. For regular maintenance, use the Quick-Step Timber Cleaning Kit for best results. (For full maintenance guidelines go to www.quick-step.com.au)

Setting the stage for sustainability

Everyday, UNILIN - the company behind Quick-Step - pushes the boundaries of what it means to be a flooring brand. Apart from making our floors as beautiful and enduring as possible, we also strive to make them as sustainable as possible, and to minimise our ecological impact in every way we can. Just like you, we are convinced that a world of beauty is a world where we respect and treasure our natural resources.

“Sustainability has become indispensable for doing business. That’s why we strive to make our floors as sustainable as possible and to minimise our ecological impact in every way we can”

TINO MULLE, CHIEF SUSTAINABILITY OFFICER AT UNILIN

This means we’re not just mindful of how we source our raw materials, but also how we provide energy for production. In many UNILIN factories, end-of-life wood waste is the primary energy source.

GETTING THE MOST OUT OF EVERY TREE

In every Timber floor we produce, we strive to get the most out of every single tree. Our goal is to create the authentic feeling of pure oak and Australian timber while maintaining extremely high standards for sourcing and logging. Furthermore, by making our floors as wear resistant as possible, we aim to maximise their lifespans.



- ☑ More than 75% recycled, sustainable wood
- ☑ We use carefully screened raw materials
- ☑ We invest in energy-efficient production

THE CREDENTIALS OF OUR FLOORING

To provide you with maximum value, Quick-Step Timber floors adhere to the most stringent quality and sustainability labels.



PEFC

An internationally recognised label that ensures that the wood we use in our flooring comes from sustainable managed forests.



Too many options to choose from?

Not sure which floor is your absolute favourite? The RoomViewer helps you make your choice. Try out your options on www.quick-step.com.au.au



Choose a Quick-Step® Master Installer

Once you have chosen the perfect Quick-Step floor, your installation is the next important step. Choose a Quick-Step Master Installer who will install your floor to the highest standard and with the necessary attention to detail it deserves. Even more, the Quick-Step Master Installers offer a lifetime installation warranty on any Quick-Step floor installed. Ask your local dealer for more information.



Quick-Step® is brought to you by Premium Floors Australia

New South Wales	Tel.: (02) 9982 3777
Victoria & Tasmania	Tel.: (03) 9798 0808
Queensland	Tel.: (07) 3273 3111
South Australia & Northern Territory	Tel.: (08) 8262 8666
Western Australia	Tel.: (08) 9240 1966
Commercial Division	Tel.: (03) 9798 0808

Your Quick • Step® point of sale



Quick • Step® is a quality product produced by UNILIN BV – division Flooring, Ooigemstraat 3, B-8710 Wielsbeke, Belgium, Europe. Product images may differ from actual product. The availability of products, or the products themselves, may change at any time without notice. Content © 2020-2021 by UNILIN BV – division Flooring. All rights reserved. The contents of this brochure may not be reproduced in whole or in part without prior written permission from the publisher. 020 001 01 - EN. Coverphoto: DIS5115S

FOLLOW US ON

www.facebook.com/QuickStepFloors

www.youtube.com/quickstepfloor

www.pinterest.com/quickstepfloor

[@QuickStepFloor](https://twitter.com/QuickStepFloor)