

COLLECTION
2020 - 2021

LAMINATE




QUICK-STEP®
FLOOR DESIGNERS

Laminate: an innovative all-rounder

When Quick-Step launched in 1990, the brand immediately put laminate flooring on the map. While we have since expanded in wood and vinyl flooring, we have continued to improve our laminate category with even more life-like designs, structures and performance. In 2020, this process has led us to our brand new Perspective Nature collection.

Enter the world of Quick•Step®

The history of Quick-Step is laden with tales of daring entrepreneurship and innovation. Thanks to that rich history, we're not only able to present you with some of the most beautiful flooring on the market, but the strongest as well. We pride ourselves on our dedication to beauty and elegance that is built to last.

**“INNOVATION AND MODERNISATION
ARE PART OF THE QUICK-STEP DNA. WE’RE ALWAYS
LOOKING TO MAKE THINGS BETTER,
MORE BEAUTIFUL AND MORE EFFICIENT.”**

BERNARD THIERS, CEO

We are confident that you'll find a Quick-Step floor to match your own unique vision, a floor that inspires you to get started on that renovation project, a floor that will help turn your house into the home you've always wanted – one plank at a time. And even more, you'll find a floor that will last a lifetime.

**IF FINDING THE MOST ENDURING AND ELEGANT
FLOOR IS YOUR GOAL, WE’RE HERE TO GUIDE YOU.**

| | | | |
|--------------|---|--|----|
| Get inspired | 4 | Quick-Step's Perspective Nature collection: redefining the essence of beauty | 04 |
| | | Beauty comes in many sizes | 08 |

| | | | |
|----------|----|----------------------------------|----|
| Discover | 10 | Resisting everything, even water | 10 |
| | | Choose your Laminate floor | 12 |

| | | | |
|------------|----|-----------------------------|----|
| Collection | 16 | Perspective Nature | 16 |
| | | Majestic | 18 |
| | | Impressive/Impressive Ultra | 20 |
| | | Eligna | 22 |
| | | Classic | 24 |

| | | | |
|--------------|----|--------------------------------------|----|
| Installation | 27 | Easy installation | 27 |
| | | Finish in style | 28 |
| | | Worry-free maintenance | 32 |
| | | Setting the stage for sustainability | 34 |

Quick-Step's Perspective Nature collection: redefining the essence of beauty

"It's always been our goal to create the most beautiful laminate floors. Perspective Nature, our latest collection, is marked by unprecedented levels of refinement."

KATRIEN DE VLIAGER, DESIGN MANAGER & LAURENT MEERSSEMAN, R&D DIRECTOR AT QUICK-STEP



THE NEXT GENERATION OF LAMINATE FLOORING

Laurent: "Laminate flooring is part of Quick-Step's DNA. Since the very beginning, our goal has been to create laminate that offers all the advantages of synthetic flooring, but that is indistinguishable from real wood or stone in look and feel. With our new Perspective Nature collection, we took Laminate to the next level: we went further than ever before to get all the details right."

Katrien: "In terms of design, our new Perspective Nature collection is inspired by nature and pure influences, with white and light colours dominating the palette. We were also inspired by the re-emergence of warm naturals and exotic colours from Africa and Latin America. The common thread present in all these floors is an eye for detail and a sense of craftsmanship."

PERFECT IMPERFECTIONS... INSPIRED BY NATURE

Laurent: "Quick-Step is one of the few flooring brands worldwide with an in-house design team. Taking inspiration from architecture, art, fashion and real life, our expert designers embark on quests to obtain 'perfect originals': pieces of wood or stone that have the right look and feel to serve as a prototype for a flooring board. In some cases, these originals are treated in-house with patina or wax to obtain a specific look."

"Next, we comprehensively scan the original piece of wood, including the design and colour, as well as the complete structure with its cracks, knots and natural characteristics. The result is a huge, virtual 3D model of each piece, which is then refined by the designers. By getting rid of details that are too conspicuous, they craft a perfectly balanced design."

"EACH DESIGN IS THE RESULT OF CAREFUL CRAFTSMANSHIP FOCUSED ON FINDING THE RIGHT BALANCE."

LAURENT MEERSSEMAN



Katrien De Vlieger, Design Manager & Laurent Meersseman, R&D Director at Quick-Step





PEN4763

“WE WENT FURTHER
THAN EVER BEFORE TO GET
ALL THE DETAILS RIGHT”

LAURENT MEERSSEMAN

BRUSHED OAK: A SHOWPIECE OF STRUCTURE

Katrien: “Brushed oak fits in perfectly with different interior styles. This floor is based on a brushed European oak sprinkled with a few subtle cracks and knots. The subtle brushed effect really brings out the natural imperfections and gives each plank a soft, rustic character.”

Laurent: “The brushed effect really highlights the oak’s structure and makes the floor not only look but also feel like real wood. To accomplish this, we developed a new technology to create 64 different depths, on the surface as well as in the bevel – a feature that’s unseen in laminate flooring. In addition, the way the light hits these variations in depths creates a subtle difference in gloss levels. The attention to detail is quite astounding and demanded our engineering team to go above and beyond what’s possible.”



ADD DEPTH TO YOUR INTERIOR

The astoundingly detailed structure consists of 64 different depths, on the surface as well as in the bevel. It makes the floor look and feel exactly like real wood.

SOFT PATINA OAK: AN ADDED LAYER OF ZEN

Katrien: “Due to its versatility, oak remains as popular as ever. By treating the original planks with a robust patina, imperfections have been softened to create a zen look.”

Laurent: “Giving Soft patina oak its authentic, zen look wasn’t easy. In fact, we had to completely redevelop our oil patina print technology to ensure that the white oil perfectly highlights the details of the décor and complements the structure of the plank. We had to test several different approaches before we ended up with the right one.”

“The subtle and intended imperfections are where this floor really shines. If you look closely, you’ll notice touches of matt finish, which give the floor a homely look and feel. In addition, the bevel looks distressed and splintered – just like a real wooden floor does.”

Discover the complete Perspective Nature collection on p. 16-17



PEN4748



PERFECT PATINA EFFECT

The oil patina print technology ensures that the white oil perfectly complements the structure of the plank.



Majestic
205 x 24cm



Perspective Nature
138 x 21.2cm



Impressive (Ultra)
138 x 19cm

BEAUTY COMES IN MANY SIZES



Eligna
138 x 15.6cm



Classic
120 x 19cm



Resisting everything, even water



Meet the latest generation of laminate floors. Floors that don't just look exceptionally stylish and natural, but that can also take the hustle and bustle of daily life. And above all, they also have a 100% waterproof surface.



The top layer of every Quick-Step laminate floor is finished with an ultra-protective Scratch Guard layer which gives the floor a high scratch resistance, ideal for all uses, especially in the kitchen.

DISCOVER OUR COMPLETE COLLECTION OF WATERPROOF SURFACE FLOORS ON P. 12-13





SPILLED A DRINK? DID THE KIDS PLAY WITH WATER?

Don't panic: the liquid won't be absorbed by the floor and you can mop it up immediately. All of our Laminate collections Perspective Nature, Majestic, Impressive (Ultra), Eligna, and Classic are equipped with a water-repellent HydroSeal coating. Cleaning is easier than ever thanks to these floors' water-resistant properties. A completely sealed surface means that bacteria, dirt and even liquids don't stand a chance. They can simply be wiped off with a damp cloth, leaving a clean, hygienic surface. Thanks to these features, Laminate is the ideal floor for your kitchen and hallway. It also makes it the perfect choice for your bathroom. On top of that, Quick-Step offers a warranty of up to 25-years on your new Laminate floor, guaranteeing many years of worry-free pleasure in your home.

Learn more about the water-resistant properties of our floors on www.quick-step.com.au



Find everything you need for a waterproof finish of your floor on p. 29



Competitor's Laminate



Quick-Step Laminate

Thanks to its unique water-resistant properties, Quick-Step Laminate doesn't absorb any moisture. As a result, the bevel remains as smooth as ever, even after continuous cleaning.

Choose your Laminate floor



NEW

Perspective Nature

The most refined laminate floor. The unprecedented attention to detail makes your laminate indistinguishable from real wood.

Dimensions:

138 x 21.2 cm



Thickness:

9 mm

Pack:

7 planks = 2.048 m²

Bevels:

4 genuine bevels 

Warranty:

Domestic 25y / Commercial 5y / Wet 10y

Class:

32

Installation:



Waterproof surface:



Majestic

The extra-large format and natural look make this floor a perfect choice to create a truly regal interior with a spacious appearance.

Dimensions:

205 x 24 cm



Thickness:

9.5 mm

Pack:

6 planks = 2.952m²

Bevels:

4 genuine bevels 

Warranty:

Domestic 25y / Commercial 5y / Wet 10y

Class:

32

Installation:



Waterproof surface:



Impressive Ultra

Besides the impressive natural look features, Impressive Ultra adds an extra layer of protection that will make your floor last even longer. Ideal for rooms under intensive use.

Dimensions:

138 x 19 cm



Thickness:

12 mm

Pack:

5 planks = 1.311 m²

Bevels:

4 genuine bevels 

Warranty:

Domestic 25y / Commercial 10y / Wet 10y

Class:

33

Installation:



Waterproof surface:





Impressive

A collection of medium-sized floors that look and feel exceptionally natural.

Dimensions:

138 x 19 cm


Thickness:

8 mm

Pack:

7 planks = 1.835 m²

Bevels:

4 genuine bevels 

Warranty:

Domestic 25y / Commercial 5y / Wet 10y

Class:

32

Installation:

Waterproof surface:



Eligna

Elegant floors with an excellent balance between length and width. The absence of bevels gives your interior a streamlined appearance.

Dimensions:

138 x 15.6 cm

Thickness:

8 mm

Pack:

8 planks = 1.722 m²

Bevels:

0

Warranty:

Domestic 25y / Commercial 5y / Wet 5y

Class:

32

Installation:

Waterproof surface:



Classic

Classic floors offer a balanced combination of colours and styles, blended with a natural look and feel.

Dimensions:

120 x 19 cm

Thickness:

8 mm

Pack:

7 planks = 1.596 m²

Bevels:

0 or 4 impression bevels 

Warranty:

Domestic 25y / Commercial 5y / Wet 5y

Class:

32

Installation:

Waterproof surface:





LAMINATE COLLECTION 2020-2021

NEW
**Perspective
 Nature**

SIZE

138 x 21.2 cm x 9 mm



The most refined and nature-inspired laminate floor. The unprecedented attention to detail makes your laminate indistinguishable from real wood.

Read the complete story on p.4

GENUINE BEVEL



PAINTED OAK WHITE

PEN4753

Matching Scotia QSSCOT04753
 Matching Incizo QSINCP04753



SOFT PATINA OAK

PEN4748

Matching Scotia QSSCOT04748
 Matching Incizo QSINCP04748



BRUSHED OAK GREY

PEN4765

Matching Scotia QSSCOT04765
 Matching Incizo QSINCP04765



PATINA OAK GREY

PEN4752

Matching Scotia QSSCOT04752
 Matching Incizo QSINCP04752



BRUSHED OAK BEIGE

PEN4764

Matching Scotia QSSCOT04764
 Matching Incizo QSINCP04764



BRUSHED OAK NATURAL

PEN4763

Matching Scotia QSSCOT04763
 Matching Incizo QSINCP04763

Please note: the printed designs only give an impression of the actual colour and nuances of the pattern. They are not fully representative of all the different nuances within the design.
 For a representative view of the surface structure and bevels of a floor, please ask your dealer for more advice.



**BRUSHED OAK WARM
NATURAL**

PEN4762

Matching Scotia QSSCOT04762
Matching Incizo QSINCP04762



PATINA OAK BROWN

PEN4751

Matching Scotia QSSCOT04751
Matching Incizo QSINCP04751



BRUSHED OAK BROWN

PEN4766

Matching Scotia QSSCOT04766
Matching Incizo QSINCP04766



MERBAU

PEN4760

Matching Scotia QSSCOT04760
Matching Incizo QSINCP04760



WAXED OAK BROWN

PEN4756

Matching Scotia QSSCOT04756
Matching Incizo QSINCP04756



PAINTED OAK BLACK

PEN4755

Matching Scotia QSSCOT04755
Matching Incizo QSINCP04755



PEN4751

Majestic

SIZE

205 x 24 cm x 9.5 mm



The extra-large format, natural look and waterproof technology make this floor a perfect choice to create a truly regal interior with a spacious appearance.

GENUINE BEVEL 



VALLEY OAK LIGHT BEIGE

MJ3554

Matching Scotia QSSCOT01854
Matching Incizo QSINCP01854



DESERT OAK LIGHT NATURAL

MJ3550

Matching Scotia QSFSCOT03550
Matching Incizo QSINCP03550



WOODLAND OAK BEIGE

MJ3545

Matching Scotia QSSCOT01856
Matching Incizo QSINCP01856



BLACKBUTT

MJ4253

Matching Scotia QSFSCOT03805
Matching Incizo QSINCP03805



DESERT OAK WARM NATURAL

MJ3551

Matching Scotia QSFSCOTAU00896
Matching Incizo QSINCP00896



VALLEY OAK LIGHT BROWN

MJ3555

Matching Scotia QSFSCOT03555
Matching Incizo QSINCP03555



MJ4523

Find the floor that matches your personal needs and style with our FloorExplorer at www.quick-step.com.au



SPOTTED GUM

MJ4254

Matching Scotia QSFSCOT04446
 Matching Incizo QSINCP04446



DESERT OAK BRUSHED GREY

MJ3552

Matching Scotia QSFSCOT03552
 Matching Incizo QSINCP03552



WOODLAND OAK BROWN

MJ3548

Matching Scotia QSFSCOT03548
 Matching Incizo QSINCP03548



DESERT OAK BRUSHED DARK BROWN

MJ3553

Matching Scotia QSFSCOT01544
 Matching Incizo QSINCP01544

Impressive Impressive Ultra

IMPRESSIVE

138 x 19 cm x 8 mm

IMPRESSIVE ULTRA

138 x 19 cm x 12 mm



A collection of medium-sized laminate planks with waterproof surface that look and feel exceptionally natural. Impressive Ultra adds an extra layer of protection that will make your floor last longer, even under intensive use.

GENUINE BEVEL 



SOFT OAK LIGHT

| IM1854 | IMU1854 |
|-----------------|-------------|
| Matching Scotia | QSSCOT01854 |
| Matching Incizo | QSINCP01854 |



CLASSIC OAK BEIGE

| IM1847 | IMU1847 |
|-----------------|-------------|
| Matching Scotia | QSSCOT01847 |
| Matching Incizo | QSINCP01847 |



WHITE VARNISHED OAK

| IM3105 | IMU3105 |
|-----------------|-------------|
| Matching Scotia | QSSCOT01538 |
| Matching Incizo | QSINCP01538 |



SOFT OAK MEDIUM

| IM1856 | IMU1856 |
|-----------------|-------------|
| Matching Scotia | QSSCOT01856 |
| Matching Incizo | QSINCP01856 |



SOFT OAK LIGHT BROWN

| IM3557 | IMU3557 |
|-----------------|-------------|
| Matching Scotia | QSSCOT03557 |
| Matching Incizo | QSINCP03557 |



SAW CUT OAK GREY

| IM1858 | IMU1858 |
|-----------------|-------------|
| Matching Scotia | QSSCOT01858 |
| Matching Incizo | QSINCP01858 |

**SOFT OAK GREY**

| IM3558 | IMU3558 |
|-----------------|-------------|
| Matching Scotia | QSSCOT03558 |
| Matching Incizo | QSINCP03558 |

**SOFT OAK NATURAL**

| IM1855 | IMU1855 |
|-----------------|-------------|
| Matching Scotia | QSSCOT01855 |
| Matching Incizo | QSINCP01855 |

**CLASSIC OAK NATURAL**

| IM1848 | IMU1848 |
|-----------------|-------------|
| Matching Scotia | QSSCOT01848 |
| Matching Incizo | QSINCP01848 |

**BLACKBUTT**

| IM3805 | IMU3805 |
|-----------------|--------------|
| Matching Scotia | QSFSCOT03805 |
| Matching Incizo | QSINCP03805 |

**SPOTTED GUM**

| IM4446 | IMU4446 |
|-----------------|--------------|
| Matching Scotia | QSFSCOT04446 |
| Matching Incizo | QSINCP04446 |

**CLASSIC OAK BROWN**

| IM1849 | IMU1849 |
|-----------------|-------------|
| Matching Scotia | QSSCOT01849 |
| Matching Incizo | QSINCP01849 |



Eligna

SIZE
138 x 15.6 cm x 8 mm



Elegant floors with waterproof surface and an excellent balance between length and width. The absence of bevels gives your interior a streamlined appearance.

NO BEVEL



ESTATE OAK LIGHT GREY

EL3573

| | |
|-----------------|--------------|
| Matching Scotia | QSFSCOT03573 |
| Matching Incizo | QSINCP03573 |



ESTATE OAK BEIGE

EL3574

| | |
|-----------------|--------------|
| Matching Scotia | QSFSCOT03574 |
| Matching Incizo | QSINCP03574 |



LIGHT GREY VARNISHED OAK

EL1304

| | |
|-----------------|--------------|
| Matching Scotia | QSFSCOT01304 |
| Matching Incizo | QSINCP01304 |



WHITE VARNISHED OAK

EL915

| | |
|-----------------|--------------|
| Matching Scotia | QSFSCOT01283 |
| Matching Incizo | QSINCP01283 |



NATURAL VARNISHED OAK

EL896

| | |
|-----------------|----------------|
| Matching Scotia | QSFSCOTAU00896 |
| Matching Incizo | QSINCP00896 |



VINTAGE OAK NATURAL VARNISHED

EL995

| | |
|-----------------|--------------|
| Matching Scotia | QSFSCOT00995 |
| Matching Incizo | QSINCP00995 |

**BLACKBUTT****EL1691**

| | |
|-----------------|--------------|
| Matching Scotia | QSFSCOT03805 |
| Matching Incizo | QSINCP03805 |

**MERBAU****EL996**

| | |
|-----------------|--------------|
| Matching Scotia | QSFSCOT00996 |
| Matching Incizo | QSINCP00996 |

**SPOTTED GUM****EL1689**

| | |
|-----------------|--------------|
| Matching Scotia | QSFSCOT04446 |
| Matching Incizo | QSINCP04446 |

**NEWCASTLE OAK DARK****EL3581**

| | |
|-----------------|--------------|
| Matching Scotia | QSFSCOT03581 |
| Matching Incizo | QSINCP03581 |

**ROOM
VIEWER**

Too many options to choose from?

Not sure which floor is your absolute favourite?
The new and improved RoomViewer helps you
make your choice. Try out your options on
www.quick-step.com.au



Classic

SIZE

120 x 19 cm x 8 mm



Classic floors with waterproof surface offer a balanced combination of colours and styles, blended with a natural look and feel.

IMPRESSION LEVEL —



MOONLIGHT OAK LIGHT

CLM1658

Matching Scotia QSFSCOT01658
 Matching Incizo QSINCP01658



HAVANNA OAK NATURAL WITH SAW CUTS

CLM1656

Matching Scotia QSSCOT01656
 Matching Incizo QSINCP01656



OLD OAK LIGHT GREY

CLM1405

Matching Scotia QSSCOT01405
 Matching Incizo QSINCP01405



MIDNIGHT OAK NATURAL

CLM1487

Matching Scotia QSFSCOTAU01487
 Matching Incizo QSINCP01487



MIDNIGHT OAK BROWN

CLM1488

Matching Scotia QSFSCOT01488
 Matching Incizo QSINCP01488



LIGHT GREY OILED OAK

CLM1294

Matching Scotia QSFSCOT01294
 Matching Incizo QSINCP01294

**SPOTTED GUM****CL4966**

Matching Scotia QSINCP04966
 Matching Incizo QSINCP04966

**BLACKBUTT LIGHT****CL4965**

Matching Scotia QSFSCOT03805
 Matching Incizo QSINCP03805

0 BEVELS



CLM1658



EVERYTHING YOU NEED
FOR A PERFECT FLOORING EXPERIENCE

Easy installation

The perfect underlay

Choosing the right underlay is essential for the final look, quality and comfort of your new laminate floor.

Moreover, Quick-Step's easy-to-install underlays are compatible with underfloor heating systems and provide:

- excellent acoustic and thermal insulation;
- a stable base for the Uniclic® and Uniclic® Multifit systems;
- protection from rising damp.

Find out which one of our underlays is the best choice for your project.

Quick-Step® underlays



COMBI-LAY STANDARD

Thickness: 2 mm

Roll: 20 or 50 m²

Combi-Lay Standard is no normal underlay. The dense, closed cell polyolefin foam provides excellent support, with good reduction of both reflected and impact noise.

Reflective walking sound ✓✓

Impact sound ✓✓

Floor heating OK

Damp proof screen OK



QUIET-STEP COMBI-LAY

Thickness: 2 mm

Roll: 20 or 50 m²

Quiet-Step Combi-Lay is the first choice where a quiet step sound and maximum reduction in multi-storey noise is required. This high density underlay has no match when it comes to reducing foot fall noise, with a reduction of up to 30% over standard underlays.

Reflective walking sound ✓✓✓✓

Impact sound ✓✓✓✓

Floor heating OK

Damp proof screen OK

Installation tools



INSTALLATION SET

Tapping block: to easily click planks together.

Clamp iron: to click planks together in hard-to-reach places. **Spacers:** to provide an expansion joint between walls and floor.



HANSAW

With the help of the Quick-Step hand saw, floors can be fitted perfectly underneath door frames.

Finish in style

Why choose Quick•Step® scotia and profiles?

PERFECTLY MATCHING COLOURS

Our skirtings and profiles perfectly match the colour of every floor.


SCRATCH-RESISTANT TOP LAYER

Quick-Step skirtings and profiles are scratch-resistant and protected against everyday wear and tear.

QUICK-STEP® WARRANTY

They come with the same warranty as the floors.

Scotia



SCOTIA

240 x 1.7 x 1.7 cm
Installation method: Glue

Quick-Step scotias offer a perfect colour match with your Quick-Step laminate floor. Extremely water resistant and up to 25 years warranty.



FLEXIBLE PAINTABLE SKIRTING

700 x 1.4 x 4 cm
Installation method: Glue

A beautiful finish for round pillars or curved walls. Made out of supple and durable foam. Available in the length of your choice. Use a good contact glue or a permanent construction adhesive.

Tools for a completely waterproof finish



Use our Hydrokit and PE foam for a 100% water-resistant finish in wet areas like bathrooms to take advantage of the Waterproof Surface Warranty.



MJ4254

QSKITRANSP




HYDROKIT

310 ml

Transparent silicone for an invisible and water-resistant skirting and profile finish.
Average use: 15m/tube.

NEFOAMSTRIP20



PE FOAM

20 times 1 m x 10 mm

Fill up expansion joints with this waterproof solution for skirtings and profiles.
To be used in combination with the Hydrokit.

Profiles

Incizo® profile: 1 profile, 5 applications

Quick-Step's Incizo® profile is a multifunctional finishing tool that can be used to finish your floor and stairs in matching colours. Simply cut the Incizo® basic profile to desired shape with the supplied Incizo® knife.

INCIZO® PROFILE

215 x 4.8 x 1.3 cm

Contents: 1 Incizo® profile, 1 Incizo® knife, 1 plastic rail.

APPLICATION 1

Connect two floors of different heights.



APPLICATION 2

Connect two floors of the same height.



APPLICATION 3

Finish your floor along walls or windows.

**APPLICATION 4**

Create a nice transition between your Laminate floor and other flooring types.

**APPLICATION 5**

The Incizo® profile also allows you to finish your stairs in the flooring design of your choice. For this application you need the Incizo® profile and an aluminium sub-profile.



INCIZO® ALUMINIUM SUB-PROFILE FOR STAIRS

215 x 7.1 x 2.0 cm



Worry-free maintenance

EASY MAINTENANCE FOR MAXIMUM VALUE

Quick-Step cleaning products are specifically developed for our floors. They cleanse the surface thoroughly and safeguard its original appearance to maximise that 'new floor' experience.


For detailed maintenance instructions, visit www.quick-step.com.au

Maintenance



QSCLEANING1000

CLEANING PRODUCT 1L



QSSPRAYKIT


CLEANING KIT

Mop holder with water tank and handy lever to easily moisten and mop your floor. Also includes a cleanable microfibre mop and one-litre of Quick-Step cleaning product.



QSSPRAYMOP

CLEANABLE MICROFIBRE MOP



QSREPAIR

REPAIR KIT

Easily repair light damage in the original colour. It assures that your floor is protected again. Find detailed instructions at www.quick-step.com.au



Setting the stage for sustainability

Everyday, UNILIN – the company behind Quick-Step – pushes the boundaries of what it means to be a flooring brand. Apart from making our floors as beautiful and enduring as possible, we also strive to make them as sustainable as possible, and to minimise our ecological impact in every way we can. Just like you, we are convinced that a world of beauty is a world where we respect and treasure our natural resources.

“Sustainability has become indispensable for doing business.
That’s why we strive to make our floors as sustainable as possible.”

TINO MULLE, CHIEF SUSTAINABILITY OFFICER AT UNILIN

This means we’re not just mindful of how we source our raw materials, but also how we provide energy for production. In many UNILIN factories, end-of-life wood waste is the primary energy source.

NO TREES WERE HARMED IN THIS PRODUCTION PROCESS

Did you know our laminate floors are entirely made from residues of the forestry and wood industry? By using leftover materials to create a new product, we actively lower the amount of carbon dioxide that’s released into the atmosphere. In fact, no tree is felled to create your new dream floor.

All our Laminate floors are also Ecolabel stamped. This means they adhere to the most stringent EU rules for indoor air quality, raw materials quality and sourcing, and workers health & safety.



THE CREDENTIALS OF OUR FLOORING

To provide you with maximum value, Quick-Step Laminate floors adhere to the most stringent quality and sustainability labels.



EU ECOLABEL

A label of environmental excellence awarded to products and services meeting high environmental standards throughout their lifecycle: from raw material extraction to production, distribution, use in your home and disposal at end-of-life.



PEFC

An internationally recognised label that ensures that the wood we use in our flooring comes from sustainable managed forests.



Too many options to choose from?

Not sure which floor is your absolute favourite? The RoomViewer helps you make your choice. Try out your options on www.quick-step.com.au



Choose a Quick-Step® Master Installer

Once you have chosen the perfect Quick-Step floor, your installation is the next important step. Choose a Quick-Step Master Installer who will install your floor to the highest standard and with the necessary attention to detail it deserves. Even more, the Quick-Step Master Installers offer a lifetime installation warranty on any Quick-Step floor installed. Ask your local dealer for more information.



Quick-Step® is brought to you by Premium Floors Australia

| | |
|--------------------------------------|----------------------|
| New South Wales | Tel.: (02) 9982 3777 |
| Victoria & Tasmania | Tel.: (03) 9798 0808 |
| Queensland | Tel.: (07) 3273 3111 |
| South Australia & Northern Territory | Tel.: (08) 8262 8666 |
| Western Australia | Tel.: (08) 9240 1966 |
| Commercial Division | Tel.: (03) 9798 0808 |

Your Quick • Step® point of sale



Quick • Step® is a quality product produced by UNILIN bvba – division Flooring, Ooigemstraat 3, B-8710 Wielsbeke, Belgium, Europe. Product images may differ from actual product. The availability of products, or the products themselves, may change at any time without notice. Content © 2020-2021 by UNILIN bvba – division Flooring. All rights reserved. The contents of this brochure may not be reproduced in whole or in part without prior written permission from the publisher.

Coverphoto: PEN4748

FOLLOW US ON

www.facebook.com/QuickStepFloors

www.youtube.com/quickstepfloor

www.pinterest.com/quickstepfloor

[@QuickStepFloor](https://twitter.com/QuickStepFloor)